


Newton Offshore Strategy Fund Diversified Assets

Fourth quarter 2011

Risk profile: medium



Fund information

Aim

To achieve long-term growth in excess of cash returns from a balanced portfolio diversified across a range of assets. The Fund is intended to have significantly lower absolute volatility than traditional equity biased funds, but will exhibit volatility relative to its benchmark.

Fund facts

Fund structure	OEIC
Base currency	GBP
Benchmark	1 month £ Libor +2.0% p.a.
Fund launch date	16 May 2005
Fund domicile	Jersey
Pay dates	End Feb, May, Aug & Nov
ISIN	GB00B08SQD01
SEDOL	B08SQD0

Fund data

Fund size (millions)	GBP 19
Volatility	6.3%
Dividend yield	3.0%
Sharpe ratio	1.7

Fees and charges

Annual management charge	1.0%
Total expense ratio	1.12%

All figures correct as at 31 December 2011.

Risk and performance statistics above sourced from Newton using 36 months of data (where applicable) to 31 December 2011.

Focus on the latest quarter

Performance over three months

NOSF Diversified Assets	2.2%				
1 month £ Libor +2% p.a.	0.7%	ARC Bal. Asset (est)	2.7%	IMA Mixed 20-60% Shs	2.8%
FTSE W World	7.7%	ML £ Non-Gilt Index £	2.1%	FTSE All Share	8.4%

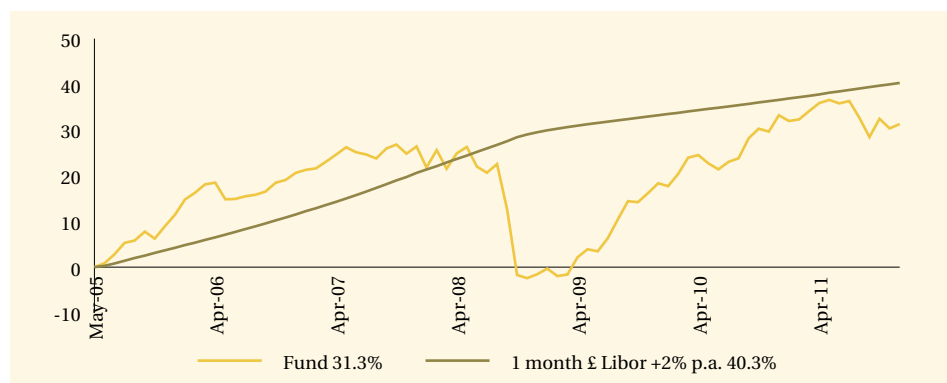
Significant transactions

Acquisitions	Disposals
ETFS Physical Gold 0% Secured Note (USD)	UBS FTSE & S&P Autocall 1/6/17
UK Treasury Gilt 1.125% I-L 22/11/37	Societe Generale FTSE Auto-Call 22/03/17 GBP
JPMorgan Structured Products 15/01/18	DNB ASA
Severn Trent Water Utils PLC 6% 22/01/18	Phoenix PIB Finance BV 9.625% Bds 15/7/2014
F&C Commercial Property Trust Ltd	Sprint Nextel Corp.

Note: Portfolio holdings are subject to change at any time without notice and should not be construed as investment recommendations.

Long-term performance (%)

Performance since launch



	2002	2003	2004	2005	2006	2007	2008	2009	2010	2011
Fund	-	-	-	-	8.2	4.8	-22.1	20.2	12.6	-1.4
1 Month £ Libor + 2% p.a.	-	-	-	-	7.0	8.1	7.4	2.8	2.5	2.7

Discrete past performance (%)

From	31/12/06	31/12/07	31/12/08	31/12/09	31/12/10
To	31/12/07	31/12/08	31/12/09	31/12/10	31/12/11
Fund	4.8	-22.1	20.2	12.6	-1.4

All performance sourced from: Lipper, Bloomberg, ARC & Datastream, as at 31 December 2011. Calculation basis: Sterling, total return, bid to bid, without initial charges, gross income reinvested, net of management fees.

Risk factors

This is a financial promotion and is not intended as investment advice. Past performance is not a guide to future returns. The value of investments and the income from them can fall as well as rise and investors may not get back the original amount invested. The value of overseas securities will be influenced by fluctuations in exchange rates. If the portfolio invests in sub-investment grade bonds that typically have a low credit rating these carry a high degree of default risk, which can affect the capital value of your investment. If the portfolio has exposure to hedge funds, gold, private equity and property via publicly quoted transferable securities, there are additional risks associated with these sectors.

Newton's themes

Newton is a global thematic stock picking company. Our style is team oriented and relies on effective communication between all of our investment personnel. Two of our themes are listed below, along with examples of individual holdings.

Deleverage

Factors

The credit bubble has left many economies carrying levels of debt which materially impair their economic prospects. We anticipate an extended period of relatively low growth and higher economic volatility as debt is reduced to more manageable levels. How public and private debt loads are reduced and the effect of offsetting policies will be critical for all aspects of the investment outlook.

Investments

Barrick Gold, Gold ETF, Roche, John Laing Infrastructure

Global realignment

Factors

Western industrialised nations still dominate the world's economic output, wealth, consumption and market capitalisation in US dollar terms, as well as consuming the lion's share of natural resources. The generally stronger growth potential and increasing economic influence of the developing world are progressively challenging this position. The trajectory of this realignment is likely to be volatile and increasingly prone to cyclical divergence.

Investments

Petrobras, Jain Irrigation, Yingde Gases, Bangkok Bank

Newton Investment Management Limited

London

160 Queen Victoria Street, London
EC4V 4LA

Edinburgh

2 Festival Square, Edinburgh EH3 9SU

Leeds

1 Whitehall Riverside, Leeds LS1 4BN

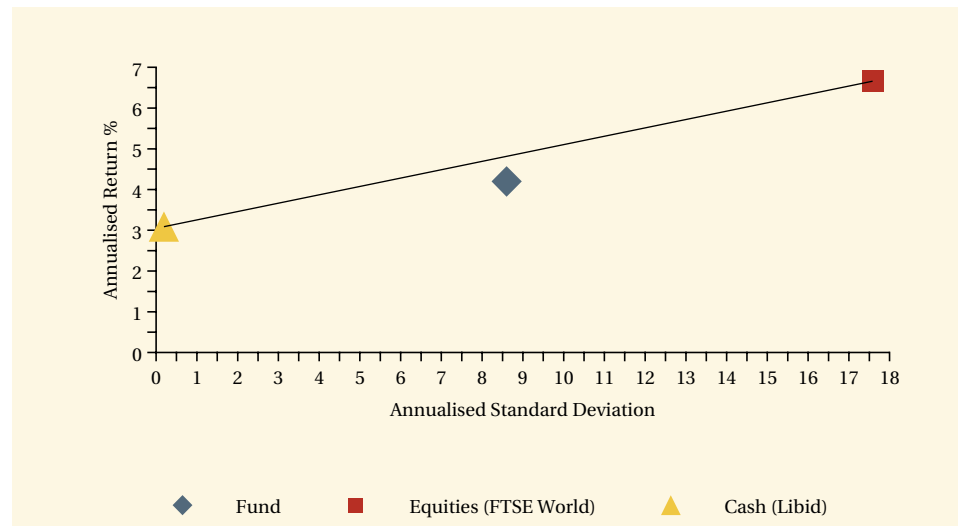
0800 917 6594

privateclients@newton.co.uk

www.newton.co.uk

Long-term performance - risk and reward

Fund return and volatility since launch

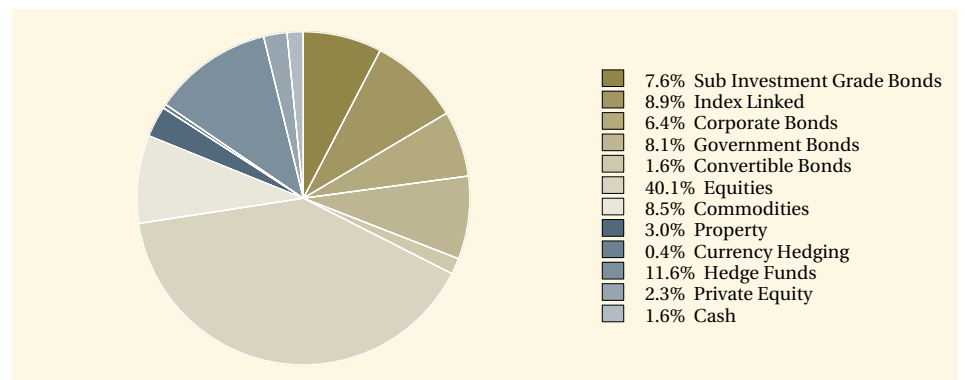


This chart shows both return and volatility. The launch date of the fund was 16 May 2005.

Performance sourced from: Lipper, Datastream & Bloomberg, as at 31 December 2011. Calculation basis: Sterling, total return, bid to bid, without initial charges, gross income reinvested, net of management fees.

Fund analysis

Breakdown as % of total market value



Source: Newton as at 31 December 2011.