


Newton Offshore Strategy Fund UK Equity

Third quarter 2010



Fund information

Aim

The objective of the fund is to achieve long term capital growth, and an element of income, through investing in a portfolio of UK equities only.

Fund facts

Fund structure	OEIC
Base currency	GBP
Benchmark	FTSE All Share
Fund launch date	29 May 1997
Fund domicile	Jersey
Pay dates	28 Feb, 31 Aug
ISIN	GB0006156755
SEDOL	0615675

Fund data

Fund size (millions)	GBP 22
Volatility	18.1%
Dividend yield	3.0%
Sharpe ratio	0.1
Information ratio	0.9

Fees and charges

Annual management charge	1.0%
Total expense ratio	1.10%

All figures correct as at 30 September 2010.

Risk and performance statistics sourced from Newton using 36 months of data (where applicable) to 30 September 2010.

Focus on the latest quarter

Performance over three months

NOSF UK Equity	15.5%
FTSE All Share	13.6%

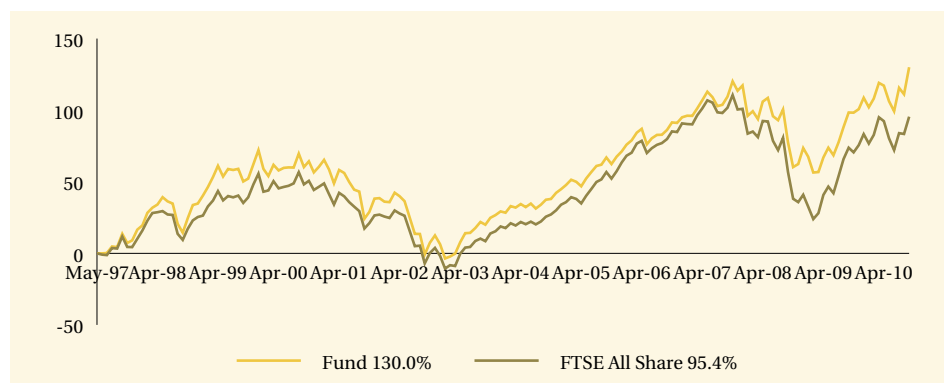
Significant transactions

Acquisitions	Disposals
Prudential PLC	BP PLC
BAE Systems PLC	AstraZeneca PLC
BG Group PLC	Unilever PLC
Standard Chartered PLC	SABMiller PLC
London Stock Exchange Group PLC	Sercos Group PLC

Note: Portfolio holdings are subject to change at any time without notice and should not be construed as investment recommendations.

Long-term performance (%)

Performance since launch



	2001	2002	2003	2004	2005	2006	2007	2008	2009	YTD 2010
Fund	-13.7	-23.2	21.5	12.0	18.3	13.9	11.4	-20.1	20.3	10.2
FTSE All Share	-13.3	-22.7	20.9	12.8	22.1	16.7	5.3	-29.9	30.1	6.6

Discrete past performance (%)

From	30/09/05	30/09/06	30/09/07	30/09/08	30/09/09
To	30/09/06	30/09/07	30/09/08	30/09/09	30/09/10
Fund	11.5	12.6	-15.3	11.8	16.0

All performance sourced from: Lipper & Datastream, as at 30 September 2010. Calculation basis: Sterling, total return, bid to bid, without initial charges, gross income reinvested, net of management fees.

Risk factors

This is a financial promotion and is not intended as investment advice. Past performance is not a guide to future returns. The value of investments and the income from them can fall as well as rise and investors may not get back the original amount invested. The value of overseas securities will be influenced by fluctuations in exchange rates. If the portfolio invests in sub-investment grade bonds that typically have a low credit rating these carry a high degree of default risk, which can affect the capital value of your investment. If the portfolio has exposure to hedge funds, gold, private equity and property via publicly quoted transferable securities, there are additional risks associated with these sectors.

Newton's themes

Newton is a global thematic stock picking company. Our style is team oriented and relies on effective communication between all of our investment personnel. Two of our themes are listed below, along with examples of individual holdings.

Networked world

Factors

Although networks have already transformed our lives, the trend remains at a relatively early stage. Rapid increases in bandwidth continue to increase networks' range of uses and their interactivity, which in turn is driving productivity gains. The explosive growth of mobile internet, combined with innovations in sensor technology, will generate profound changes in many industries

Investments

ARM Holdings, Teleticity, ICAP, Xaar, ASOS, BAE Systems

Fire Risks

Factors

In order to combat the deflationary effects of the global recession, governments and monetary authorities have embarked on an unprecedented programme of policy stimulus. Impaired financial systems and the trend towards continued debt repayment will continue to undermine the effectiveness of official stimulus and this may cause authorities to redouble their efforts, thereby risking higher future inflation. The timing of these risks is, however, highly uncertain.

Investments

BHP Billiton, Rio Tinto, Premier Oil, BG Group, Land Securities, London Stock Exchange

Newton Investment Management Limited

London

160 Queen Victoria Street, London EC4V 4LA

Edinburgh

2 Festival Square, Edinburgh EH3 9SU

Leeds

1 Whitehall Riverside, Leeds LS1 4BN

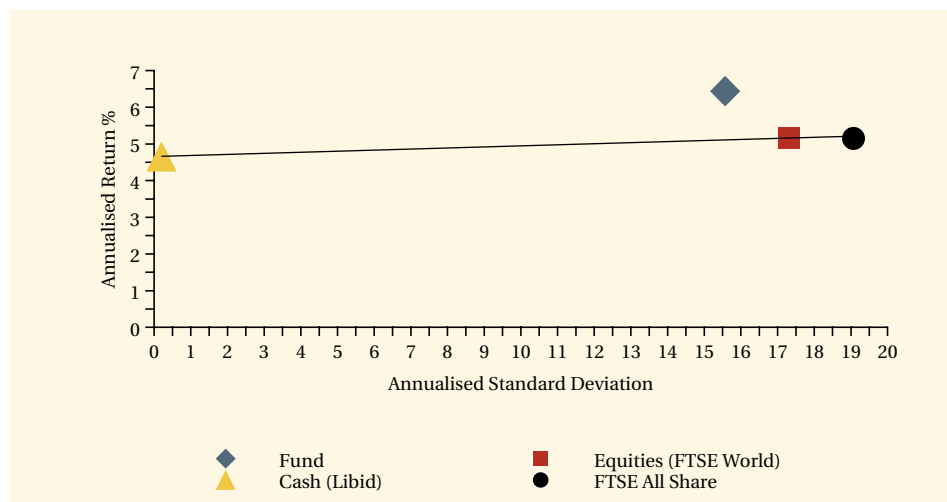
0800 917 6594

privateclients@newton.co.uk

www.newton.co.uk

Long-term performance - risk and reward

Fund return and volatility since launch

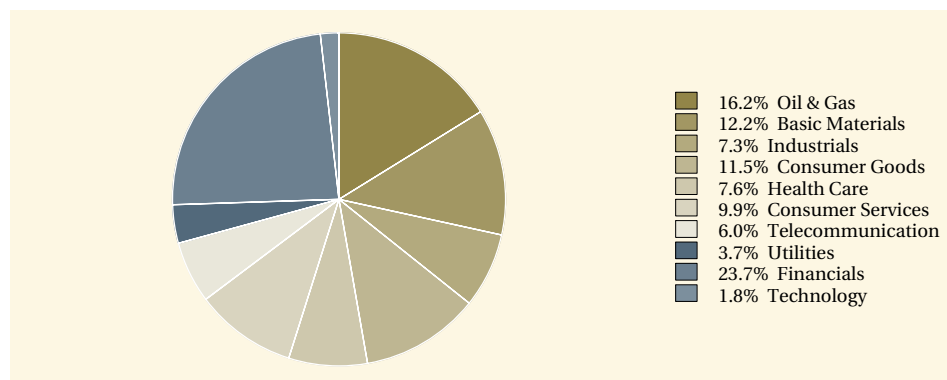


This chart shows both return and volatility. The NOSF UK Equity Fund has given a higher return than the benchmark with lower volatility. The launch date of the fund was 29 May 1997.

Performance sourced from: Lipper, Datastream & Bloomberg, as at 30 September 2010. Calculation basis: Sterling, total return, bid to bid, without initial charges, gross income reinvested, net of management fees.

Fund analysis

Breakdown as % of total market value



Source: Newton as at 30 September 2010.