


# Newton Offshore Strategy Fund Bridge

Third quarter 2009



## Fund information

### Aim

To achieve capital growth over the long term, with an element of income in sterling, through a portfolio that is predominantly invested in equities, across a wide range of industries and countries. The equity element is balanced by cash, bonds and exposure to alternative assets, such as hedge funds, to reduce the overall volatility of the portfolio.

### Fund facts

Fund structure	OEIC
Base currency	GBP
Benchmark	45% FTSE All Share, 45% FTSE W World ex UK, 10% FTSE Govt All Stocks
Fund launch date	18 October 1999
Fund domicile	Jersey
Pay dates	28 Feb, 31 Aug
ISIN	GB0006851959
SEDOL	0685195

### Fund data

Fund size (millions)	GBP 40
Volatility	16.7
Dividend yield	2.9%
Sharpe ratio	-0.2
Information ratio	0.0

### Fees and charges

Annual management charge	1.0%
Total expense ratio	1.09%

All figures correct as at 30 September 2009

Risk and performance statistics sourced from Newton using 36 months of data (where applicable) to 30 September 2009

## Focus on the latest quarter

### Performance over three months

<b>NOSF Bridge</b>	<b>15.5%</b>		
Benchmark	20.2%		
FTSE All Share	22.4%	FTSE W World (ex UK)	21.7%
		FTA Govt All Stocks	3.1%

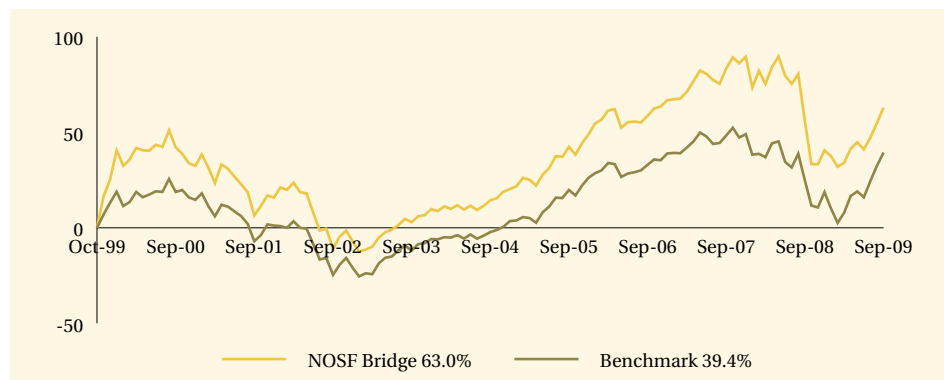
### Significant transactions

Acquisitions	Disposals
Syngenta AG	Norway (Kingdom of) 4.25% Bds 19/05/17
KBW Inc.	K+S AG
Omnicom Group Inc.	Treasury 4.25% Stk 07/12/27 (Reduce)
Medtronic Inc.	John Lewis PLC 6.375% Bds 30/01/12
Electronic Arts Inc.	Telstra Corp. Ltd

Note: Portfolio holdings are subject to change at any time without notice and should not be construed as investment recommendations.

## Long-term performance

### Performance since launch



	2000	2001	2002	2003	2004	2005	2006	2007	2008	YTD 2009
NOSF Bridge	-5.9	-12.5	-19.8	18.2	9.5	23.7	12.1	13.7	-25.9	15.9
Benchmark	-3.5	-11.8	-21.7	18.9	10.0	21.9	10.1	7.3	-20.4	17.5

### Discrete past performance - percentage change

From	30/09/04	30/09/05	30/09/06	30/09/07	30/09/08
To	30/09/05	30/09/06	30/09/07	30/09/08	30/09/09
NOSF Bridge	24.5%	11.5%	15.6%	-15.1%	4.7%

All performance sourced from: Lipper & Datastream, as at 30 September 2009. Calculation basis: Sterling, total return, bid to bid, without initial charges, gross income reinvested, net of management fees.

### Risk factors

This is a financial promotion and is not intended as investment advice. Past performance is not a guide to future returns. The value of investments and the income from them can fall as well as rise and investors may not get back the original amount invested. The value of overseas securities will be influenced by fluctuations in exchange rates. If the portfolio invests in sub-investment grade bonds that typically have a low credit rating these carry a high degree of default risk, which can affect the capital value of your investment. If the portfolio has exposure to hedge funds, gold, private equity and property via publicly quoted transferable securities, there are additional risks associated with these sectors.

## Newton's themes

Newton is a global thematic stock picking company. Our style is team oriented and relies on effective communication between all of our investment personnel. Two of our themes are listed below, along with examples of individual holdings.

## All Change

### Factors

The previously benign period of stable growth, low inflation, and easy credit, which allowed private sector debt and financial leverage to grow to unsustainable levels (as described in a previous theme, "Becalmed") has come to an end. When assessing investments we assume that access to credit will remain difficult, which favours companies with limited financing requirements and argues against exposure to highly-indebted customers.

### Investments

Barrick Gold, Centrica, Cobham, Microsoft, Nestle, Novartis, corporate bonds

## Developing Economies

### Factors

The influence of the developing world on the global economy continues to grow, and developing economies ultimately are on a convergence course, in terms of demographics and consumption trends, with the industrialised world. This long-term secular trend will depend on the development of Western-style health and social security systems and will involve significant cyclical influences as well as frictions regarding trade policies.

### Investments

China Railway Construction, Millicom, Newcrest Mining, Petroleo Brasileiro, Tele Norte Leste Participacoes, Vale

## Newton

Enquiries  
Telephone: 0800 917 6594  
www.newton.co.uk

### London

160 Queen Victoria Street, London  
EC4V 4LA

### Edinburgh

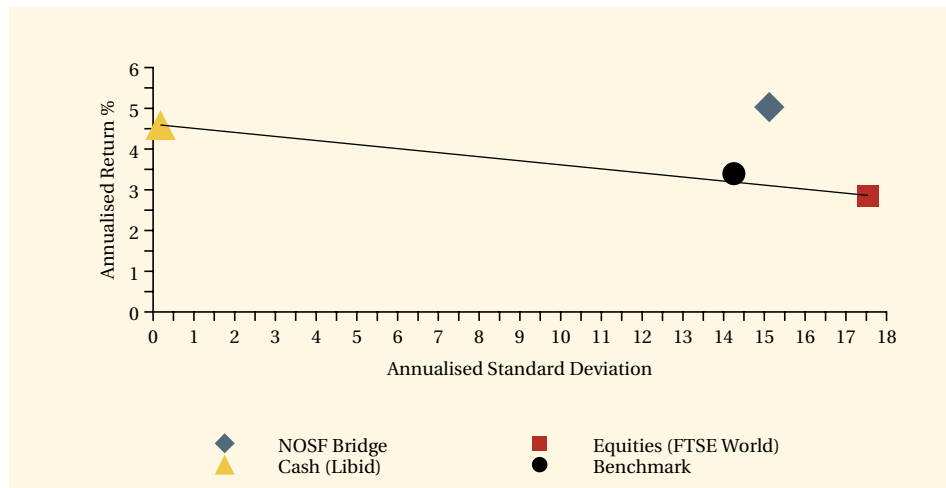
2 Festival Square, Edinburgh EH3 9SU

### Leeds

1 Whitehall Riverside, Leeds LS1 4BN

## Long-term performance - risk and reward

### Fund return and volatility since launch

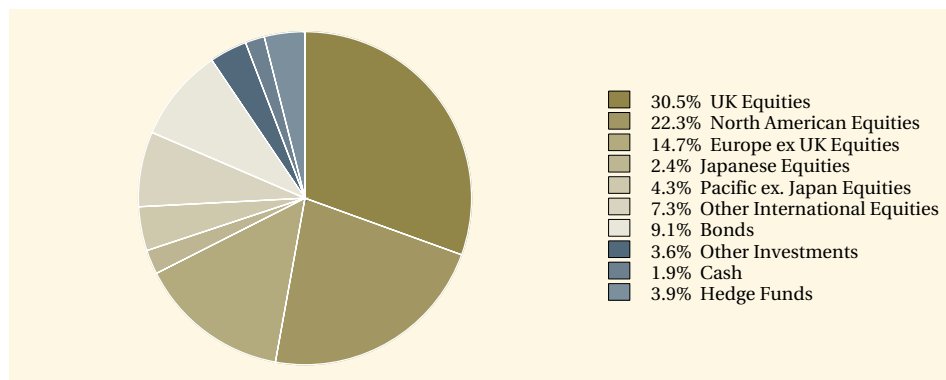


This chart shows both return and volatility. The NOSF Bridge Fund has given a higher return than world equities and the benchmark with greater volatility than that of the benchmark. The launch date of the fund was 18 October 1999.

Performance sourced from: Lipper & Datastream, as at 30 September 2009. Calculation basis: Sterling, total return, bid to bid, without initial charges, gross income reinvested, net of management fees.

## Fund analysis

### Breakdown as % of total market value



Source: Newton as at 30 September 2009.