


Newton Bridge Fund

Third quarter 2008



Fund information

Aim

To achieve capital growth over the long term through a portfolio that is predominantly invested in equities, across a wide range of industries and countries. The equity element is balanced by cash, bonds and exposure to alternative assets, such as hedge funds, to reduce the overall volatility of the portfolio. The fund is managed in line with the Newton Private Investment Management Growth Model.

Fund facts

Fund structure	Unit Trust
Base currency	GBP
Benchmark	WM PCI Growth
Fund launch date	30 November 1996
Fund domicile	UK
Pay dates	Two business days before 31 Mar, 30 Sept
ISIN	GB0006441181
SEDOL	0644118



Fund data

Volatility	13.4
Dividend yield	2.4%
Sharpe ratio	0.0
Information ratio	0.8

Fees and charges

Annual management charge	0.8%
Total expense ratio	0.83%

All figures correct as at 30 September 2008

Focus on the latest quarter

Performance over three months

Newton Bridge Fund	-12.8%		
WM PCI Growth	-8.6%	ARC £ Equity Risk (est)	-10.5%
		IMA Active Managed	-11.8%
FTSE All Share	-12.2%	FTSE W World (ex UK)	-5.3%
		FTA Govt All Stocks	4.7%

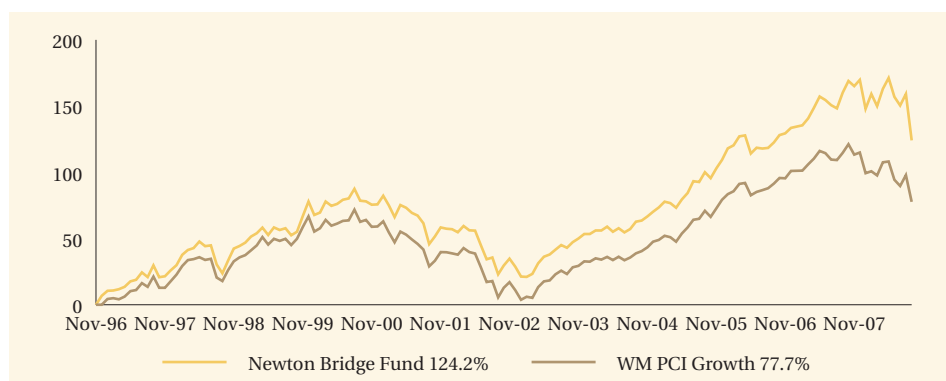
Significant transactions

Aquisitions	Disposals
BG Group PLC	Total SA
Sprint Nextel Corp	Treasury 5% Stk 7/03/2025
Devon Energy Corp	Advanced Info Service PCL
Wyeth	Neste Oil Oyj
Marks & Spencer PLC 6.375% EMTN 7/11/2011	High Tech Computer Corp

Note: Portfolio holdings are subject to change at any time without notice and should not be construed as investment recommendations.

Long-term performance

Performance since launch



	1999	2000	2001	2002	2003	2004	2005	2006	2007	YTD 2008
Newton Bridge Fund	23.2	-1.1	-10.5	-18.2	19.2	10.9	23.0	11.5	15.5	-16.9
WM PCI Growth	22.8	-4.5	-12.3	-20.5	19.6	11.2	21.5	12.1	6.9	-17.3

Discrete past performance - percentage change

From	30/09/03	30/09/04	30/09/05	30/09/06	30/09/07
To	30/09/04	30/09/05	30/09/06	30/09/07	30/09/08
Newton Bridge Fund	13.8%	22.9%	11.3%	16.8%	-13.8%

Source: Lipper, WM, ARC & Datastream, as at 30 September 2008. Calculation basis: Sterling, total return, bid to bid, without initial charges, net income reinvested, net of management fees.

Risk factors

This is a financial promotion and is not intended as investment advice. Past performance is not a guide to future returns. The value of investments and the income from them can fall as well as rise and investors may not get back the original amount invested. The value of overseas securities will be influenced by fluctuations in exchange rates. If the portfolio invests in sub-investment grade bonds that typically have a low credit rating these carry a high degree of default risk, which can affect the capital value of your investment. If the portfolio has exposure to hedge funds, gold, private equity and property via publicly quoted transferable securities, there are additional risks associated with these sectors.

Newton's themes

Newton is a global thematic stock picking company. Our style is team oriented and relies on effective communication between all of our investment personnel. Two of our themes are listed below, along with examples of individual holdings.

Earth Matters

Factors

Environmental issues have moved to centre stage in the minds of the public and policy makers. Current growth trends in the developing world suggest significant additional stress on resources and the environment.

Investments

Acciona, Bayer, K&S, Makhteshim-Agan

Global Realignment

Factors

Stronger growth and increasing economic influence of the developing world is challenging the western industrialised nations' domination in terms of wealth, consumption of both natural resources and finished goods and market capitalisation of global stock markets. Some realignment over time is inevitable reflecting the developing world's accumulation of foreign exchange reserves and trade surpluses.

Investments

BHP Billiton, Copasa, DBS, Millicom

Newton

Private investment management:
Telephone: 0800 917 6594
Email: privateclients@newton.co.uk
www.newton.co.uk/pim

London

160 Queen Victoria Street, London
EC4V 4LA

Edinburgh

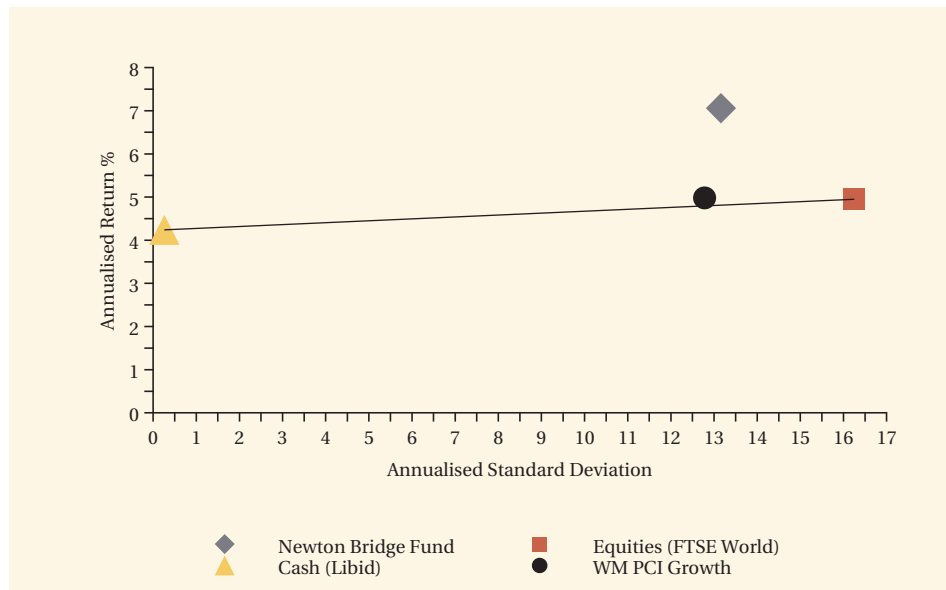
2 Festival Square, Edinburgh EH3 9SU

Leeds

1 Whitehall Riverside, Leeds LS1 4BN

Long-term performance - risk and reward

Fund return and volatility since launch

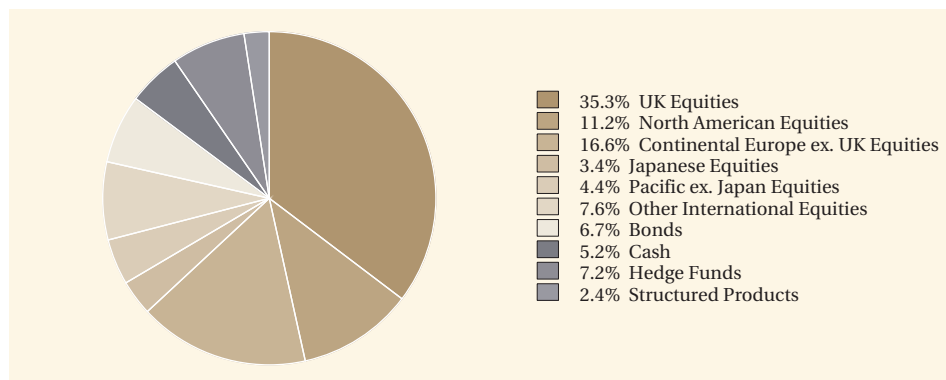


This chart shows both return and volatility. The Newton Bridge Fund has given a higher return than cash, world equities and the WM PCI Growth Indicator with very similar volatility to the WM PCI Growth Indicator. The launch date of the fund was 30 November 1996.

Source: Lipper, WM & Datastream, as at 30 September 2008. Calculation basis: Sterling, total return, bid to bid, without initial charges, net income reinvested, net of management fees.

Fund analysis

Breakdown as % of total market value



Source: Newton as at 30 September 2008.