

Newton Bridge Fund

Fourth quarter 2010

Risk profile: medium



Fund information

Aim

To achieve capital growth over the long term through a portfolio that is predominantly invested in equities, across a wide range of industries and countries. The equity element is balanced by cash, bonds and exposure to alternative assets, such as hedge funds, to reduce the overall volatility of the portfolio.

The fund is managed in line with the Newton Private Investment Management Growth Model. The central asset allocation for the model is 70% invested in global equities and 30% invested in other asset classes which may include bonds, cash, hedge funds, structured products and property.

Fund facts

Fund structure	Unit Trust
Base currency	GBP
Benchmark*	Newton Growth Composite (see over page for benchmark breakdown), from 1 April 2009; it was previously WM PCI Growth
Fund launch date	30 November 1996
Fund domicile	UK
Pay dates	Two business days before 31 Mar, 30 Sep
ISIN	GB0006441181
SEDOL	0644118



Fund data

Fund size (millions)	GBP 319
Volatility	17.3%
Dividend yield	1.9%
Sharpe ratio	0.0
Information ratio	0.1

Fees and charges

Annual management charge	0.8%
Total expense ratio	0.83%

All figures correct as at 31 December 2010.

Risk and performance statistics sourced from Newton using 36 months of data (where applicable) to 31 December 2010.

Focus on the latest quarter

Performance over three months

Newton Bridge Fund	7.1%				
Newton Growth Composite	5.4%	ARC £ Steady Growth (est)	5.7%	WM PCI Growth	6.9%
FTSE All Share	7.4%	FTSE W World (ex UK)	10.0%	FTA Govt All Stocks	-2.1%

Significant transactions

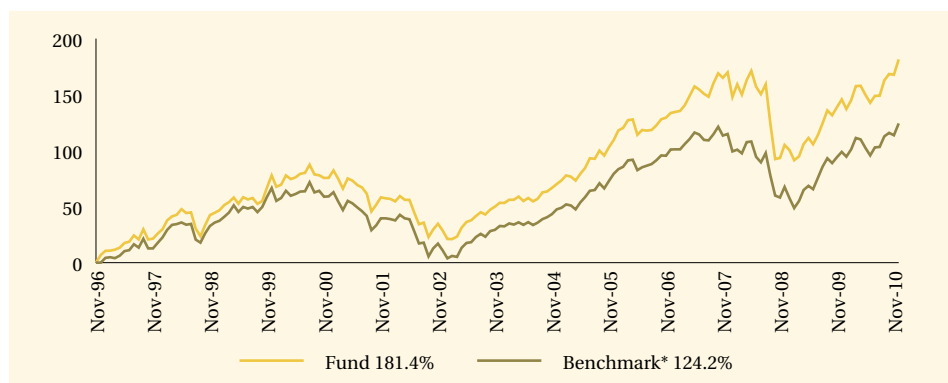
Acquisitions
BNY MFM Ltd-Newton Gbl High Yld 'X' (Acc)
USA Treasury Bonds 1.375% TII 15/1/2020
Go-Ahead Group PLC 5.375% Bds 29/09/2017
Statoil ASA
Shenguan Holdings (Group)

Disposals
Eli Lilly & Co.
Telefonica S.A.
Millicom Intl Cellular
BG Group PLC (reduce)
Abengoa SA 8.5% Bds 31/03/2016

Note: Portfolio holdings are subject to change at any time without notice and should not be construed as investment recommendations.

Long-term performance (%)

Performance since launch



	2001	2002	2003	2004	2005	2006	2007	2008	2009	2010
Fund	-10.5	-18.2	19.2	10.9	23.0	11.5	15.5	-24.0	19.9	14.5
Benchmark*	-12.3	-20.5	19.6	11.2	21.5	12.1	6.9	-22.1	18.7	12.8

Discrete past performance (%)

From	31/12/05	31/12/06	31/12/07	31/12/08	31/12/09
To	31/12/06	31/12/07	31/12/08	31/12/09	31/12/10
Fund	11.5	15.5	-24.0	19.9	14.5

* See over page for benchmark details. All performance sourced from: Lipper, WM, ARC & Datastream, as at 31 December 2010. Calculation basis: Sterling, total return, bid to bid, without initial charges, net income reinvested, net of management fees.

Risk factors

The performance data shown on this factsheet is past performance; as such it is not a guide to future performance. Investors should remember that unit trusts should be regarded as long-term investments and that the value of units, and the income from them, can go down as well as up due to stock market and movements in exchange rates. When you sell your investment you may get back less than you originally invested. The fund may invest in emerging markets which are, by their nature, higher risk and potentially more volatile than those inherent in established markets.

Newton's themes

Newton is a global thematic stock picking company. Our style is team oriented and relies on effective communication between all of our investment personnel. Two of our themes are listed below, along with examples of individual holdings.

All change

Factors

The popping of the credit bubble has marked an end to the era of rapid growth in private sector debt in the developed world. Structurally impaired financial systems and regulatory burdens ensure that credit will be less freely available, and this has profound implications for consumer-driven economies, all asset classes and investment strategies.

Investments

Accenture, GSK, Jardine Lloyd Thompson, L'Oreal, Newcrest Mining, Scottish & Southern

Developing economies

Factors

The influence of the developing world on the global economy continues to grow, and developing economies ultimately are on a convergence course, in terms of demographics and consumption trends, with the industrialised world. This long-term secular trend will entail the development of Western-style health and social security systems and will involve significant cyclical influences as well as frictions regarding trade policies.

Investments

Bangkok Bank, Huabao, Hypermarcas, Man Wah Holdings, Natura Cosmetics, Petrobras, Rei Agro

Newton Investment Management Limited

London

160 Queen Victoria Street, London
EC4V 4LA

Edinburgh

2 Festival Square, Edinburgh EH3 9SU

Leeds

1 Whitehall Riverside, Leeds LS1 4BN

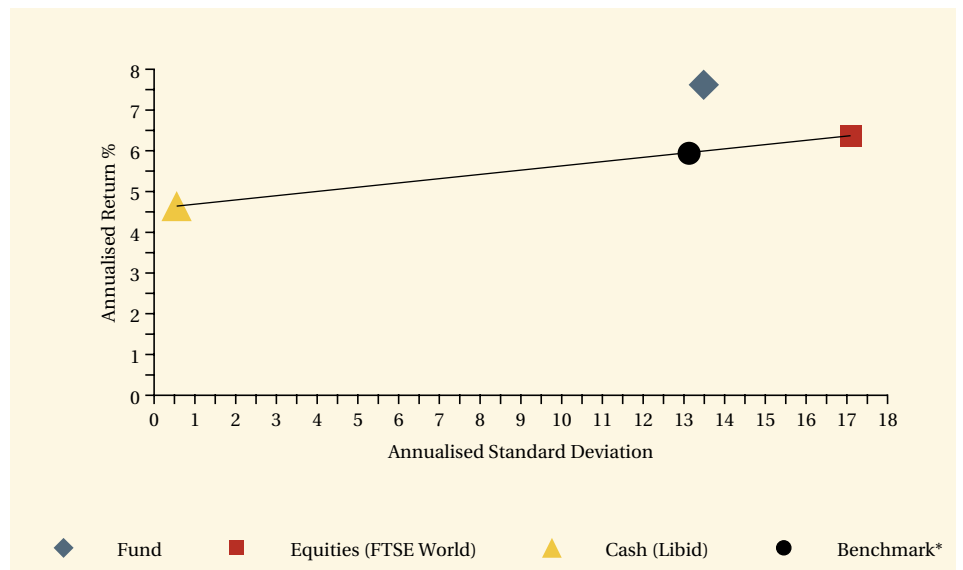
0800 917 6594

privateclients@newton.co.uk

www.newton.co.uk

Long-term performance - risk and reward

Fund return and volatility since launch



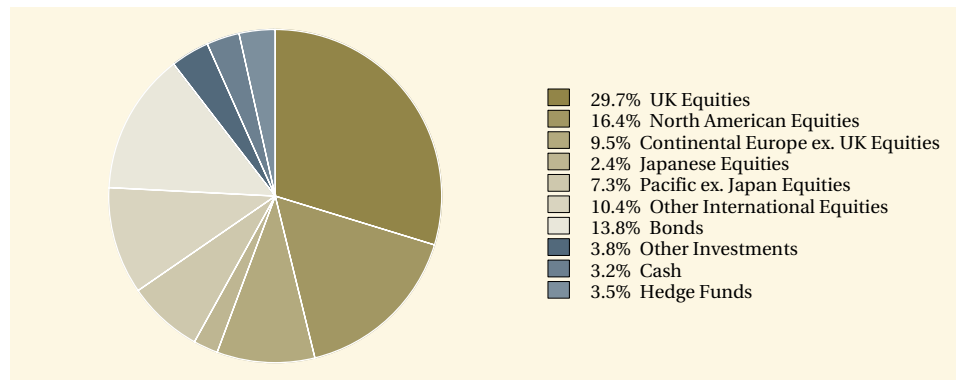
This chart shows both return and volatility. The Newton Bridge Fund has given a higher return than cash, world equities and the benchmark with slightly higher volatility than that of the benchmark. The launch date of the fund was 30 November 1996.

Source: Lipper, WM & Datastream, as at 31 December 2010. Calculation basis: Sterling, total return, bid to bid, without initial charges, net income reinvested, net of management fees.

*The benchmark to 31 March 2009 was WM PCI Growth. Thereafter it is the Newton Growth Composite. The Newton Growth Composite benchmark comprises 40% FTSE All Share, 30% FTSE World ex UK, 10% FTA Govt All Stocks, 10% ML Sterling Non-Gilts & 10% 1 month £ LIBOR.

Fund analysis

Breakdown as % of total market value



Source: Newton as at 31 December 2010.