

# Global Growth & Income Fund for Charities

Second quarter 2009



## Fund information

### Aim

The objective of the fund is to maximise total returns for charities in terms of capital growth and income from a portfolio of global equities and fixed interest securities. The minimum target yield (income) is 3% per annum.

### Fund facts

Fund structure	Common Investment Fund
Base currency	GBP
Benchmark	20% FTSE Government All Stocks Index; 50% FTSE All Share; 25% FTSE World (ex UK) and 5% 7-day cash (from 1 January 2009; it was previously the WM Total Charities (ex property) Universe)
Fund launch date	November 2001
Fund domicile	UK
Pay dates	February, May, August and November
ISIN	GB0031050544
SEDOL	3105054

### Fund data

Fund size (millions)	GBP 175
Volatility	15.3
Dividend yield	5.4%
Sharpe ratio	-0.5
Information ratio	-0.2

### Fees and charges

Annual management charge	0.6%
Total expense ratio	0.74%
Initial charge	1.0%

All figures correct as at 30 June 2009

Risk and performance statistics sourced from Newton using 36 months of data (where applicable) to 30 June 2009

## Focus on the latest quarter

### Performance over three months

<b>Newton Global Growth &amp; Income</b>	<b>7.5%</b>				
Benchmark	6.7%				
FTSE All Share	10.9%	FTSE W World (ex UK)	5.9%	FTA Govt All Stocks	-1.3%

### Significant transactions

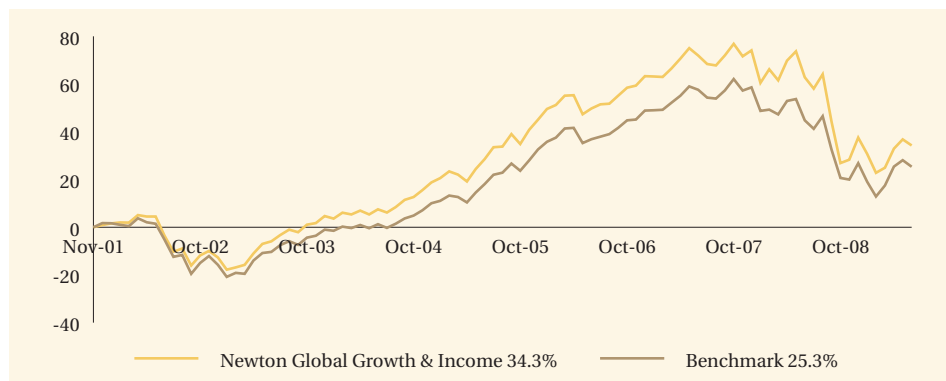
Acquisitions
Vinci S.A.
De La Rue PLC
United Business Media Ltd
VT Group PLC
Whitbread PLC

Disposals
Wyeth
Deutsche Telekom Intl Fin. 6.25% 9/12/10
Smiths Group PLC
Unilever PLC-4% Bds 19/12/2014
Daily Mail & General Trust PLC

Note: Portfolio holdings are subject to change at any time without notice and should not be construed as investment recommendations.

## Long-term performance

### Performance since launch



	2000	2001	2002	2003	2004	2005	2006	2007	2008	YTD 2009
Newton Global Growth & Income	-	-	-14.1	20.0	13.4	22.1	12.6	6.6	-21.0	-2.4
Benchmark	-	-	-17.2	17.6	11.1	20.5	12.3	6.5	-20.0	-1.2

### Discrete past performance - percentage change

From	30/06/04	30/06/05	30/06/06	30/06/07	30/06/08
To	30/06/05	30/06/06	30/06/07	30/06/08	30/06/09
Newton Global Growth & Income	19.6%	16.5%	14.9%	-5.3%	-17.6%

All performance sourced from: Newton, Datastream & WM, as at 30 June 2009. Calculation basis: Sterling, total return, offer to offer, without initial charges, gross income reinvested, net of management fees.

### Risk factors

This is a financial promotion and is not intended as investment advice. Past performance is not a guide to future returns. The value of investments and the income from them can fall as well as rise and investors may not get back the original amount invested. The value of overseas securities will be influenced by fluctuations in exchange rates. If the portfolio invests in sub-investment grade bonds that typically have a low credit rating these carry a high degree of default risk, which can affect the capital value of your investment. If the portfolio has exposure to hedge

## Newton's themes

Newton is a global thematic stock picking company. Our style is team oriented and relies on effective communication between all of our investment personnel. Two of our themes are listed below, along with examples of individual holdings.

### All Change

#### Factors

The previously benign period of stable growth, low inflation, and easy credit, which allowed private sector debt and financial leverage to grow to unsustainable levels (as described in a previous theme, "Becalmed") has come to an end. When assessing investments we assume that access to credit will remain difficult, which favours companies with limited financing requirements and argues against exposure to highly-indebted customers.

#### Investments

New Crest, Centrica, Unilever, BHP Billiton, Nestle, Novartis, Short-dated corporate bonds

### Networked World

#### Factors

Communications networks have already transformed our lives, but there is great scope for further expansion. Rapid increases in bandwidth continue to increase networks' potential, and this is driving productivity gains. The explosive growth of mobile internet, combined with innovations in sensor technology, will generate profound changes in many industries.

#### Investments

Cisco, Deutsche Telekom, Millicom, Tele Norte Leste, Vodafone

## Newton

Enquiries  
Telephone: 0800 917 6594  
www.newton.co.uk

### London

160 Queen Victoria Street, London  
EC4V 4LA

### Edinburgh

2 Festival Square, Edinburgh EH3 9SU

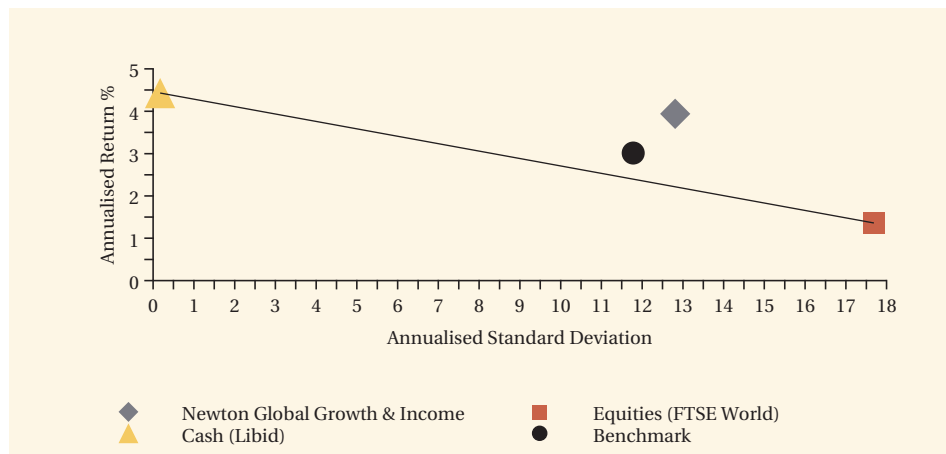
### Leeds

1 Whitehall Riverside, Leeds LS1 4BN

funds, gold, private equity and property via publicly quoted transferable securities, there are additional risks associated with these sectors.

## Long-term performance - risk and reward

### Fund return and volatility since launch

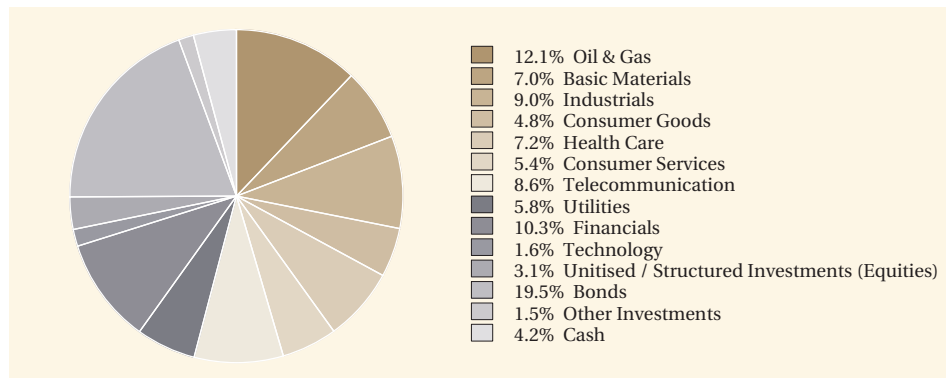


This chart shows both return and volatility. The Global Growth & Income Fund for Charities has given a higher return than world equities and the benchmark with greater volatility than that of the benchmark. The launch date of the fund was 12 November 2001.

Performance sourced from: Newton, Datastream & WM, as at 30 June 2009. Calculation basis: Sterling, total return, offer to offer, without initial charges, gross income reinvested, net of management fees.

## Fund analysis

### Breakdown as % of total market value



Source: Newton as at 30 June 2009.